



Sewing Machines for this class are provided by Janome and Moore's Sewing Center.

Due to safety concerns and contractual obligations, you are NOT permitted to use any machine other than the machines provided by Janome.

The following supply list may state that you need to bring your own sewing machine. **THIS IS NOT CORRECT.** Please do not bring your own sewing machine to this class.

JANOME



PLEASE CONTINUE TO PAGE 2 FOR THE INSTRUCTOR'S SUPPLY LIST.

LIME TWIST

54" x 66"

SUPPLIES:

Fabrics - precut (see attached chart)

Rotary cutter, small square ruler (I use Omnigridd 9-1/2" square), mat that will hold a 12-1/2" block.

Your favorite fabric marking device (I use Chaco Liners) or Whats My Angle piecing tool. I will have a few of both available in class for optional purchase.

Paper bag to tape to the table for garbage and scotch tape

Basic Quilting supplies (pins, scissors, etc)



Required class kit: \$20.00

Includes full color pattern, handout, label sheet and Triangles on a Roll for the project

FABRIC REQUIREMENTS and PRE-CUTTING:

Please bring your fabrics cut and labelled to class. We will not get to the borders in class.

PRE-CLASS PREPARATION:

If you are using different fabric/colors—you may wish to paste a swatch of the color you are using over the fabric swatch of the sample quilt colors.

Pair and pin together the following 6-1/2" fabric strips that you have cut:

From the Half Strips:

Cream and Pink Multi x1

Cream and Lime Green x1

Cream and Orange x1

Lime Green and Pink Multi x1

Cream and Green Print x4

Pink Multi and Pink Floral x4

Fabric kits will be available through:

802-744-4023










QUESTIONS???

Linda J. Hahn
Lawnquilt@aol.com
321-586-4005

www.froghollowdesigns.com

Here's the colors and fabric collection/SKU numbers for the fabrics that were used in the sample quilt. It's not necessary to replicate my colors/fabrics - by all means, feel free to choose your own. If you are using another color/fabric - cut a small swatch of what you are using and paste over the swatch on the chart.

FABRIC SWATCH	Reference	Banyan Batiks SKU number	Cutting
	Cream 3-3/4 yards	Island Vibes II 80803-12	(11) 2-1/2" x 12-1/2" (5) 2-1/2" x 10-1/2" (23) 2-1/2" x 8-1/2" (41) 2-1/2" x 6-1/2" (76) 3-1/2" squares (80) 2-1/2" x 4-1/2" rectangles (4) 6-1/2" X WOF strips* *Cut 6-1/2" strips in half so that you have two pieces approximately 6-1/2" x 20" each*
	Large Leaf Print 7/8 yard	Island Vibes II 80800-22	(36) 3-1/2" X 6-1/2" rectangles
	Green Print 1/2 yard	Island Vibes II 80806-71	(2) 6-1/2" x WOF strips *Cut 6-1/2" strips in half so that you have two pieces approximately 6-1/2" x 20" each*
	Multi Print 1 yard	Island Vibes II 80802-21	(80) 2-1/2" squares (3) 6-1/2" x WOF strips *Cut 6-1/2" strips in half so that you have two pieces approximately 6-1/2" x 20" each*
	Pink 1 & 1/2 yards *includes binding	Island Vibes II 80804-22	(80) 2-1/2" squares (2) 6-1/2" x WOF strips *Cut 6-1/2" strips in half so that you have two pieces approximately 6-1/2" x 20" each* (7) 2-1/2" x WOF strips (binding)
	Lime Green 1/2 yard	Shadows Basics 81300-71	(43) 2-1/2" squares (1) 6-1/2" x WOF strip *Cut 6-1/2" strip in half so that you have two pieces approximately 6-1/2" x 20" each*
	Orange 1/2 yard	Shadows Basics 81300-56	(26) 2-1/2" squares (1) 6-1/2" x WOF strip *Cut 6-1/2" strip in half so that you have two pieces approximately 6-1/2" x 20" each*