

ROAD2CA



PLEASE REVEIW BEFORE PROCEEDING


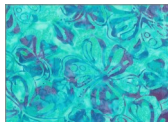








Sewing Machines for this class are provided by Janome & Moore's Sewing Center.

Due to safety concerns and contractual obligations, you are NOT permitted to use any machine other than the machines provided by Janome.

Please do not bring your own Sewing Machine to this class.

Teacher supply lists are generic - they include items that we either provide or are not permitted. Please do not bring individual irons, craft irons or any other type of iron to class. Please review the class info page on www.road2ca.com for more information.

Bahama Blue Fabric Cutting Chart

FABRIC	SAMPLE QUILT FABRIC SWATCH	Paradise Bay	FABRIC FOR MY QUILT	YARDAGE	PRE-CLASS CUTTING
A		SKU 83153-70		2 & 1/2 yards	(3) 14" squares cut in half on diagonal (2) 11" squares cut in half on diagonal (64) 3" x 4" rectangles (12) 3-1/2" squares cut in half on diagonal (136) 2-1/2" squares (2) 4-1/2" squares
B		SKU 83150-61		1 & 1/4 yards	(24) 3-1/2" x 4" rectangles (24) 2-1/2" x 4-1/2" rectangles (2) 3" X 43" strips (2) 3" x 55" strips
C		SKU 83151-75		1/2 yard	(16) 2-1/2" squares (8) 3" x 4" rectangles (4) 3-1/2" squares cut in half on diagonal
D		SKU 83153-77		1/4 yard	(24) 2-1/2" x 4-1/2" rectangles
E		SKU 83151-63		1/8 yard	(6) 4-1/2" squares
F		SKU 83152-81		1/2 yard	(18) 3-1/2" squares cut in half on diagonal (8) 2-1/2" x 4-1/2" rectangles
G		SKU 83154-65		1/8 yard	(8) 2-1/2" squares
H		SKU 83154-61		1/8 yard	(8) 2-1/2" x 4-1/2" rectangles
I		SKU 83155-73		1/2 yard	(2) 2" x 52" strips (2) 2" x 38" strips
J		SKU 83151-75	Your Choice I used Green	1/2 yard	(5) 2-1/2" x WOF strips

My quilt was made using fabrics from the Paradise Bay Collection by Banyan Batiks. I have included the SKU number next to the fabric swatch if you wish to duplicate my quilt. I suggest that you cut a small swatch of the fabric you have chosen for your quilt and paste in the corresponding box above.

Bahama Blue

40" x 60"

GENERAL SUPPLIES:

Pigma Brush Tip or Chisel Tip Pen

(I will have some in class for optional purchase \$4)

Neutral color thread for piecing

Rotary cutter, small square ruler (I use a 9-1/2" square), and a personal cutting mat

Pins, Scissors, your general sewing supplies


Fabrics pre-cut and bagged

Baggie for your scraps

Scotch tape in case you have an "oopsie"

Dove Dark Chocolate might be nice ;-)

Please see page 2 for the fabric swatch and cutting chart.



Required Kit: \$17.00

Payable to instructor in class - cash preferred.

Includes a re-useable foundation piecing stencil, full color handout and enough foundation paper for the project.

This is a workshop exclusive design and is not available in any commercial book or pattern.

For my sample quilt, I used fabric from the Paradise Bay collection by Banyan Batiks.

Fabric kits are available through:

Vermont Quilter's Schoolhouse

802-744-4023

www.vtquiltersschoolhouse.com

QUESTIONS?

Email Linda:

Lawnquilt@aol.com